



Advancing the latest IOCG discovery in Chile

CORPORATE PRESENTATION

SEPTEMBER 2023

TSXV: **TRBC**

Forward Looking Statements and Disclaimer

This corporate presentation and the information contained herein (the "Presentation") is proprietary and for authorized use only. It is being provided for the use of prospective investors with the express understanding that, without the prior permission in writing from Tribeca Resources Corporation (the "Company"), the investor will not copy this Presentation or any portion of it or use any information contained herein for any purpose other than evaluating a potential investment in securities of the Company.

This Presentation provides general background information about the activities of the Company. Information disclosed in this Presentation is current as of August 29, 2023, except as otherwise provided herein and the Company does not undertake or agree to update this Presentation after the date hereof. All information is derived solely from management of the Company and otherwise publicly available third-party information that has not been independently verified by the Company. Further, it does not purport to be complete nor is it intended to be relied upon as advice (legal, financial, tax or otherwise) to current or potential investors. Each prospective investor should contact his, her or its own legal adviser, independent financial adviser or tax adviser for legal, financial or tax advice. Recipients of this Presentation who are considering acquiring securities of the Company are referred to the public filings made by the Company with Canadian securities regulatory authorities, which are available under the Company's SEDAR profile at www.sedar.com.

This Presentation contains forward-looking statements or forward-looking information under applicable Canadian securities laws (hereinafter collectively referred to as "forward-looking statements") concerning the Company's plans for its properties and mineral projects, financial results, operations and other matters. Any statements that express or involve discussions with respect to predictions, expectations, beliefs, plans, projections, objectives, assumptions or future events or performance are not statements of fact and may be forward-looking statements. Such forward-looking statements are made as of the date of this Presentation or as of the date of the effective date of information described in this Presentation, as applicable.

Further, these forward-looking statements reflect management's current views and are based on certain expectations, estimates and assumptions which may prove to be incorrect. A number of risks and uncertainties could cause the Company's actual results to differ materially from those expressed or implied by the forward-looking statements. Factors that could cause actual results to differ materially from those anticipated in these forward-looking statements are described under the caption "Risk Factors" in the Filing Statement of the Company dated as of October 24, 2022 which is available for view under the Company's profile on SEDAR at www.sedar.com.

Although the Company has attempted to identify important factors that could cause actual results to differ materially from those contained in forward-looking statements, there may be other factors that cause results not to be as anticipated, estimated or intended. There can be no assurance that such information will prove to be accurate, as actual results and future events could differ materially from those anticipated in such information. Accordingly, readers should not place undue reliance on forward-looking statements contained in this Presentation or in certain of the other documents on file with Canadian securities regulatory authorities, which are available on the Company's SEDAR profile at www.sedar.com. The Company and its directors, officers and employees each disclaim any obligation to update any forward-looking statements, whether as a result of new information, future events or results or otherwise, except as required by applicable law. Accordingly, readers should not place undue reliance on forward-looking statements due to the inherent uncertainty therein. All forward-looking statements are expressly qualified in their entirety by this cautionary statement.

An investor should read this Presentation with the understanding that the Company's actual future results may be materially different from what is expected.

This Presentation also contains or references certain industry and peer group data which is based upon information from independent industry publications and other publicly available sources. Although the Company believes these sources to be generally reliable, such information is subject to interpretation and cannot be verified with complete certainty due to limits on the availability and reliability of raw data, the voluntary nature of the data gathering process and other inherent limitations and uncertainties. The Company has not independently verified any of the data from third party sources referred to in this Presentation and accordingly, the accuracy and completeness of such data is not guaranteed.

Technical aspects of this Presentation have been reviewed and approved by Paul Gow, a designated Qualified Person (QP) under National Instrument 43-101.

This document is not an offer of securities for sale in the United States or in any other jurisdiction. The securities of the Company have not been and will not be registered under the United States Securities Act of 1933, as amended (the "U.S. Securities Act") or any state securities laws and may not be offered and sold in the United States except pursuant to an exemption from the registration requirements of the U.S. Securities Act.

This Presentation includes historical results from exploration activities conducted by other parties and taken from various sources. The Company has not undertaken any independent investigation of the sampling, nor has it independently analyzed the results of the historical exploration work in order to verify the results. The Company considers this historical data to be relevant as the Company will use this data as a guide to plan future exploration programs. The Company also considers the data to be reliable for these purposes, however, the Company's future exploration work will include verification of the data through drilling.

Additional information concerning the Company's La Higuera IOCG Project is included in the technical report titled: Independent NI 43-101 Technical Report on the La Higuera IOCG Project, a copy of which is available under the Company's SEDAR profile at www.sedar.com.

No securities regulatory authority or regulator has reviewed this document. Any representation to the contrary is an offence.



A geological hammer is positioned vertically on the left side of the image, resting on a rock surface. The rock face is highly textured and colorful, showing various mineral veins in shades of green, blue, and brown. The hammer has a dark handle and a metallic head with a flat, chisel-like end. The background is a close-up of the rock surface, showing intricate patterns and textures.

The need for copper



TRIBECA
RESOURCES

Copper is essential for the modern world

An average advanced-country human consumes 10-15 kg of copper per year¹



Household electronics:

A/C, refrigerator, TV, microwave



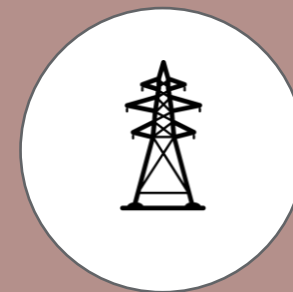
Consumer electronics:

smartphones



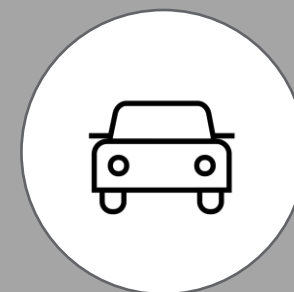
Construction:

residential and industrial



Electrical infrastructure:

power grid, transmission, transformers, traffic lights



Transportation:

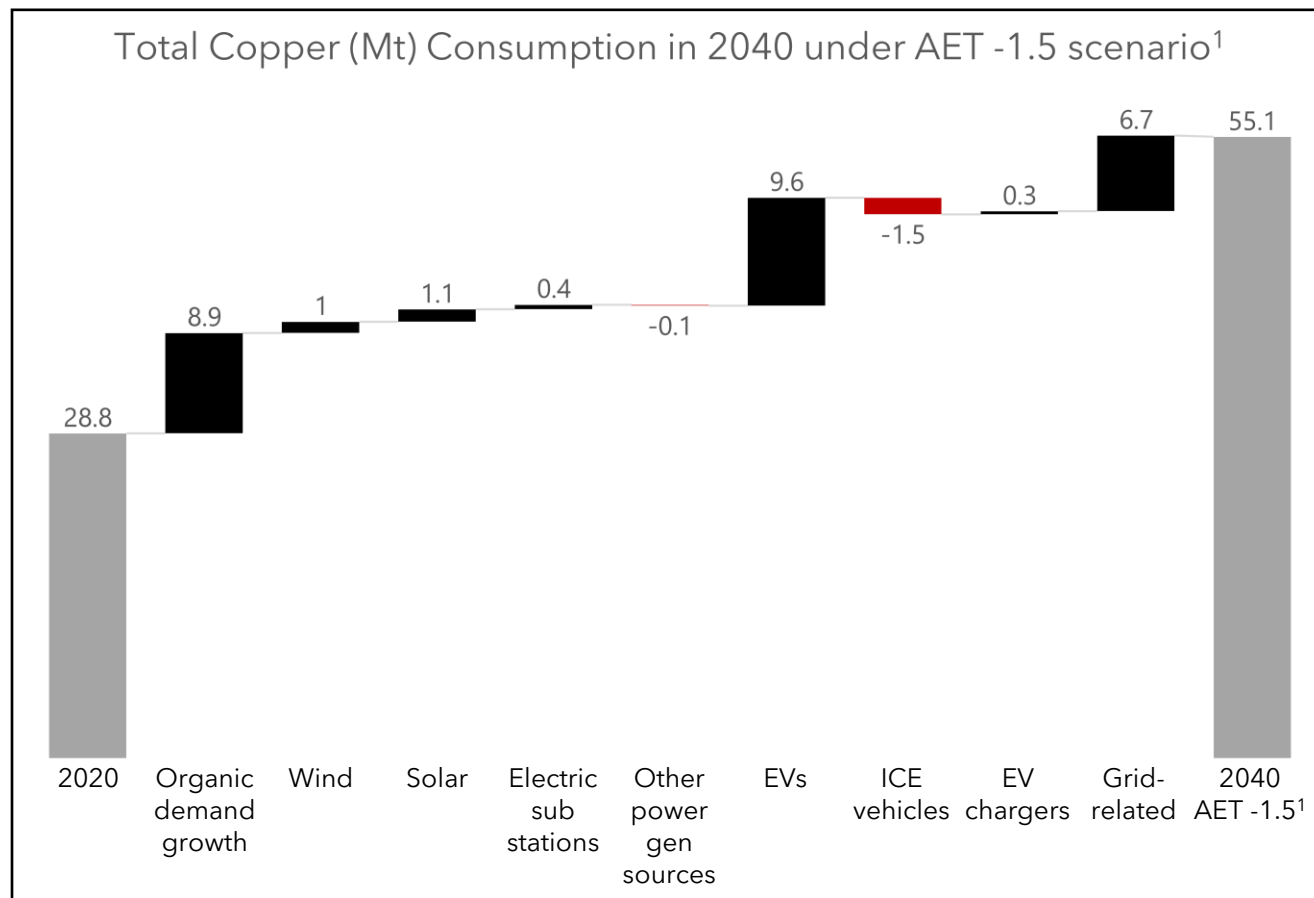
cars, airplanes, trains

¹ South Korea (15kg), United States (12 kg), Japan (10kg) used as proxies. Source: Ahead of Heard and Minerals Education Coalition

Copper plays pivotal role in green energy transition



Near doubling of annual consumption expected by 2040



“
Demand for copper – already on a rising trend – is arguably **set to explode as the energy transition takes hold.**
 – Wood Mackenzie, Julian Kettle Sr. V.P. Metals and Mining Apr. 2021
 ”

Source: Wood Mackenzie “Copper’s critical role in achieving net zero” Oct 2022:

¹ “AET-1.5” represents the scenario of an accelerated energy transition that assumes the world will decarbonize over the period to achieve global net zero emissions and limit the rise in temperature to 1.5 °C

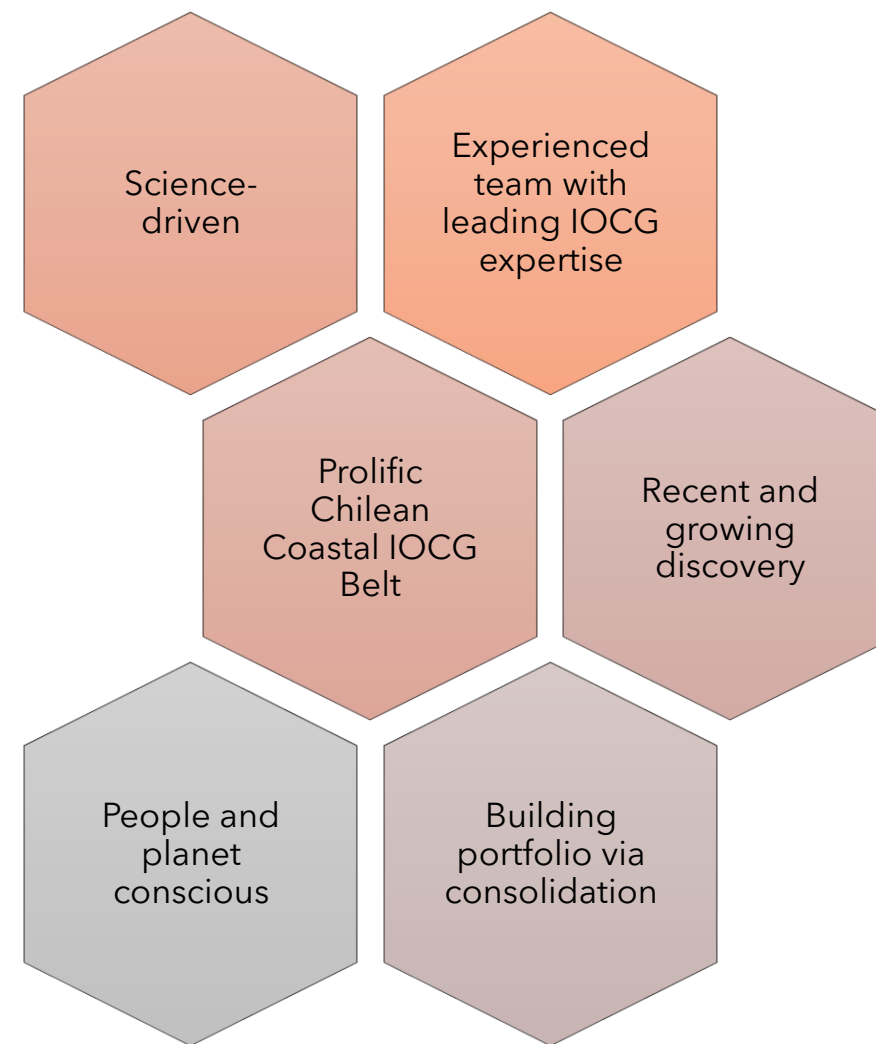
Note: Organic demand growth refers to base case demand from other sectors (construction, appliances etc.) that have not been modelled under “AET-1.5” in this analysis.

A geological hammer is positioned vertically on the left side of the image, resting on a rock surface. The hammer has a dark handle and a metal head with a flat, chisel-like end. The rock surface is composed of various colored layers, including shades of brown, green, and grey, with visible fractures and textures. The title text is centered over the rock surface.

Introduction to Tribeca Resources





We are a **copper exploration** company focused on discovering and developing assets in the **Chilean Coastal IOCG belt**



Management Team

Exceptional track-record in Latin American copper, exploration, finance and M&A

Team Member	Background	Notable Experience
<p>Dr. Paul Gow CEO, Director</p> 	<p>Geologist 25+ years experience PhD in IOCG deposits</p>	<p>Former Glencore GM Projects/Exploration Geologist with extensive experience in mineral exploration and project development. World-leading expertise with iron oxide copper-gold (IOCG) deposits - led exploration and development programs in all four major IOCG provinces. Formerly General Manager of Xstrata Copper's Frieda River project and Director Brazil Exploration based in Belo Horizonte/Carajás (led Pedra Branca discovery team - now in production)</p>
<p>Thomas Schmidt President, Director</p> 	<p>M&A / Finance 20+ years experience (19 years in mining)</p>	<p>Former Glencore GM Finance / M&A M&A professional with global experience and a strong focus on Latin America. Previously based in Santiago, Chile, Thomas originally joined Xstrata in London in 2003 as a member of the Corporate Development team, coming from J.P. Morgan. Prior to co-founding Tribeca Resources, he gained investing experience with Barclays Natural Resource Investments in Qatar. Formerly Xstrata General Manager Finance responsible for financial oversight of the Collahuasi and Antamina copper mine joint ventures in Chile and Peru respectively.</p>
<p>Nick DeMare CFO, Director</p> 	<p>Finance 30+ years experience</p>	<p>CFO and director of several Canadian listed junior explorers President and principal of Chase Management Ltd., a provider of administrative, management and financial services to a range of growth companies. For over 20 years, Mr. DeMare has assisted numerous companies in making the transition from the private to public stage and arranging and participating in equity and debt financing. Mr. DeMare is currently a director and/or officer of a number of public companies listed on the Toronto Stock Exchange and the TSX Venture Exchange. Mr. DeMare was previously with PWC.</p>



MOUNT ISA
MINES



BARCLAYS

J.P.Morgan

Experienced Board

Diverse capabilities, with deep mining, investing and company-building experience

Team Member	Background	Notable Experience
<p>Lisa Riley Director, Chair</p> 	<p>Equity Research 25+ years experience with investment banks including in Latam</p>	<p>Advisor and former Equity Research at RBC, TD, Lehman and Santander Independent consultant advising mining companies on global capital markets, finance, mining and government relations. Developing investment products for launch in Argentina. Ms. Riley previously held senior roles in equity research and institutional sales with Santander Investment, Lehman Brothers, RBC Capital Markets, and TD Securities. Director of Star Diamond Corp. (TSX) and GFG Resources Inc. (TSXV). Bachelor of Arts (Honours) from University of Toronto and fluent in English, French and Spanish.</p>
<p>Tara Gilfillan Director, Audit Committee Chair</p> 	<p>Mining 30 years experience in finance and mining consultancy</p>	<p>Entrepreneurial finance executive; Founder of process consulting group Founder & President of Optimize Group Inc. Director of US Gold Corp. (NASDAQ) and Minera Cobre Colombia SAS (private: RCF, FQM). Previously CFO and Controller of several mining companies; CFO and interim CEO of a global engineering consulting company and senior executive positions outside of the mining industry. Certified Independent Corporate Director (ICD.D). Gained CPA whilst at PWC and received a Bachelor of Commerce from Queens University, Ontario, Canada.</p>
<p>Luis Tondo Director, Compensation & Governance Committee Chair</p> 	<p>Metallurgy & engineering 30+ years experience</p>	<p>Mining Engineer with extensive operating background in Latam Junior and major company operating experience across Latin America. Former COO and CEO, President & Director at Marimaca Copper (TSX) 2017 - 2021. Earlier COO at three mid-tier copper and gold producers in Chile, Uruguay and Brazil. Developed multi-million-dollar capital projects for Kinross Gold in Brazil and Chile, and 16 years in operations roles with Rio Tinto in Brazil. Fellow of AUSIMM and a QP NI 43-101 purposes for Mineral Projects. Bachelor's from Universidade Federal do Rio Grande do Sul; Master of Engineering Science from the University of Queensland; and an MBA from the Fundacao Dom Cabral.</p>



Recent accomplishments and next steps

Key accomplishments

2017 - 2022	Completed 4 property acquisitions in the "La Higuera" mining district in Chile (privately funded)
Feb '22	Completed a C\$2.6 million private placement financing
Nov '22	Listed on TSX-V via reverse take-over transaction with cash shell (~C\$600,000 ¹)
Nov '22 - Feb '23	Geophysics and Phase 1 drilling program (~2,800m) at La Higuera
Jan-May '23	Phase 1 drill results including 268 metres at 0.66% Cu and 0.14g/t Au in first hole and 264m @ 0.31% Cu, 0.06g/t Au (incl. 44m @ 0.52% Cu, 0.10 g/t Au) in 500m step-out hole
Jun '23	Compilation of Gaby geological model; surface follow-up of earlier stage targets on licence package
Aug '23	Raised C\$3.3M via non-brokered private placement

Next steps

Q4 '23	Phase 2 drilling programme: 4000 metres follow-up drilling planned at Gaby discovery
Ongoing	Seeking consolidation opportunities

¹ Approximate reported cash balance at last reported quarter (30 September 2022) prior to RTO Transaction (27 October)

Capital structure and ownership

Trading on TSX-V under "TRBC" ticker, with OTC quotation under "TRRCF"

Corporate Information

Share Price (15-Sep-2023)	C\$0.28
Shares Outstanding (# shares)	62.24M
Warrants (# warrants) ¹	5.02M
Options (# options) ²	1.46M
Fully Diluted (# shares)	68.71M
Market Capitalization (Undiluted)	C\$16.7M
Cash (31-Aug-2023)	C\$4.2M
Enterprise value (Undiluted)	C\$13.2M

Warrants and Options

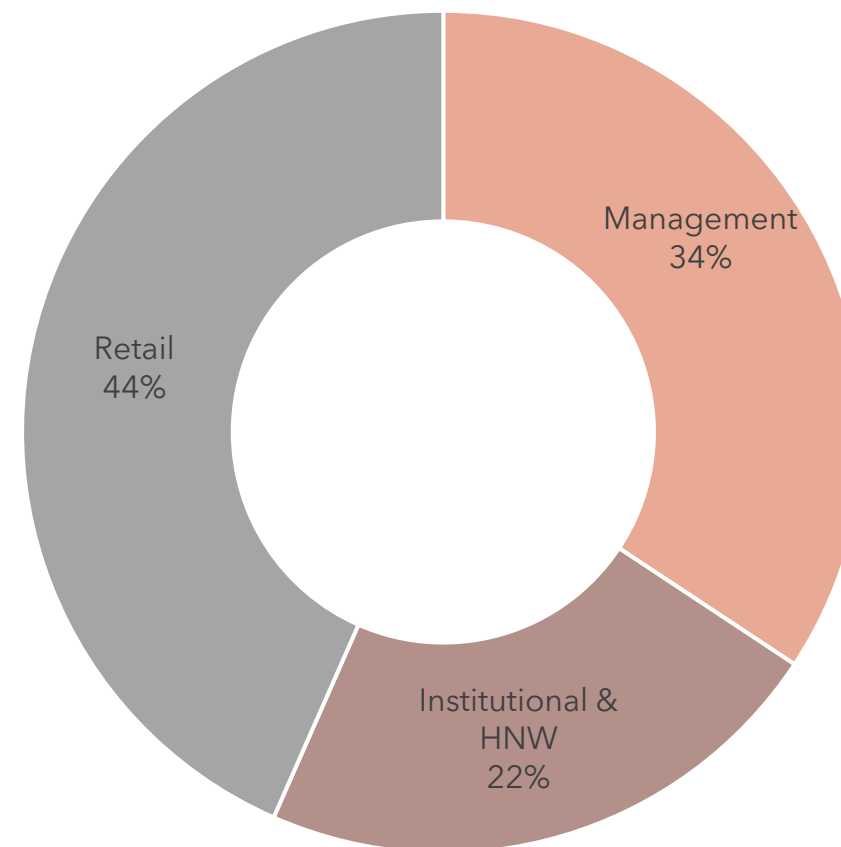
Instrument / Expiry	Strike Price	#
Warrants		
Expiring Jul/Aug 2025 ¹	C\$0.55	5.02M
Stock Options		
Expiring 23 Apr. 2024	C\$0.25	0.130M
Expiring 26 Oct. 2027	C\$0.26	1.325M

¹ Warrants expire 21 July & 11 August 2025;

² 130,000 Options expire on 23 April 2024; 1.325M options expire 27 October 2027

Shareholder breakdown

(non-diluted)



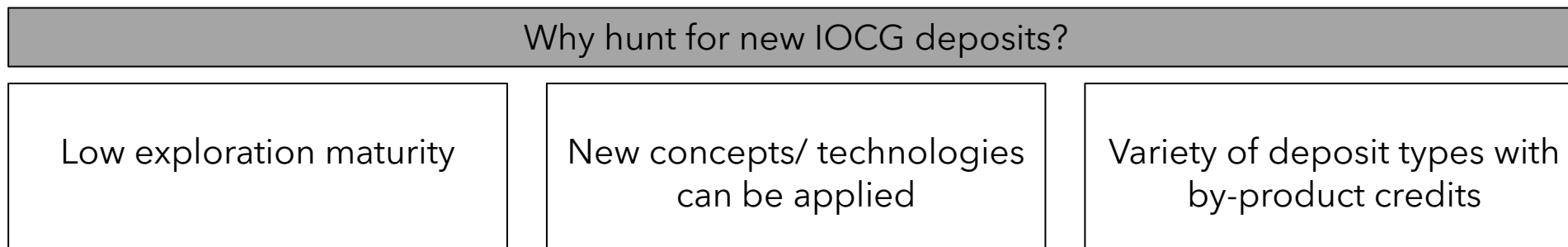


Our approach



TRIBECA
RESOURCES

New approaches are unlocking IOCG opportunities



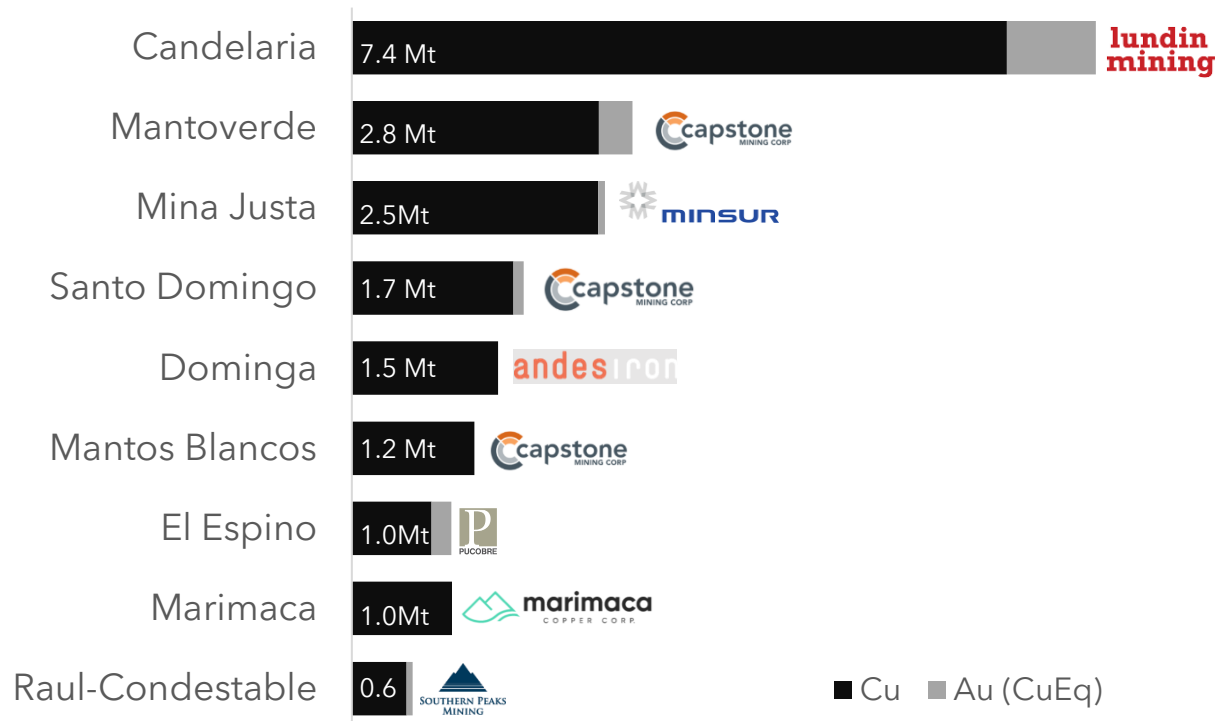
Major Global IOCG Belts	Giant Deposits	Resource*	Company
1. Gawler Craton (Australia)	Olympic Dam	9.1 Bt @ 0.87% Cu, 0.31 g/t Au, 0.28 kg/t U	
2. Carajás district (Brazil)	Salobo	0.99 Bt @ 0.82% Cu, 0.49 g/t Au	
3. Coastal IOCG Belt (Chile/Peru)	Candelaria	1.2 Bt @ 0.60% Cu, 0.13 g/t Au, 2.0 g/t Ag	
4. Cloncurry district (Australia)	Ernest Henry	166 Mt @ 1.1% Cu, 0.54 g/t Au	

* Tonnage and grade figures for the deposits sourced as follows: Olympic Dam (Total Resource, Primary Industries and Resources SA, Government of South Australia, Fact Sheet, 2010), Salobo (Proven and Probable Reserves; Salobo copper-gold mine, Carajás, Pará state, Brazil, Technical Report for Wheaton Precious Metals, 2017), Candelaria (Measured, Indicated and Inferred Mineral Resources, NI 43-101 compliant; refer to Lundin 2022 Mineral Resource and Mineral Reserves Estimates Statement News Release dated 8 February 2023), Ernest Henry (Total Mineral Resource pre-mining, Ryan, A.J. in AusIMM Geology of Australian and Papua New Guinean Mineral Deposits, 1998)

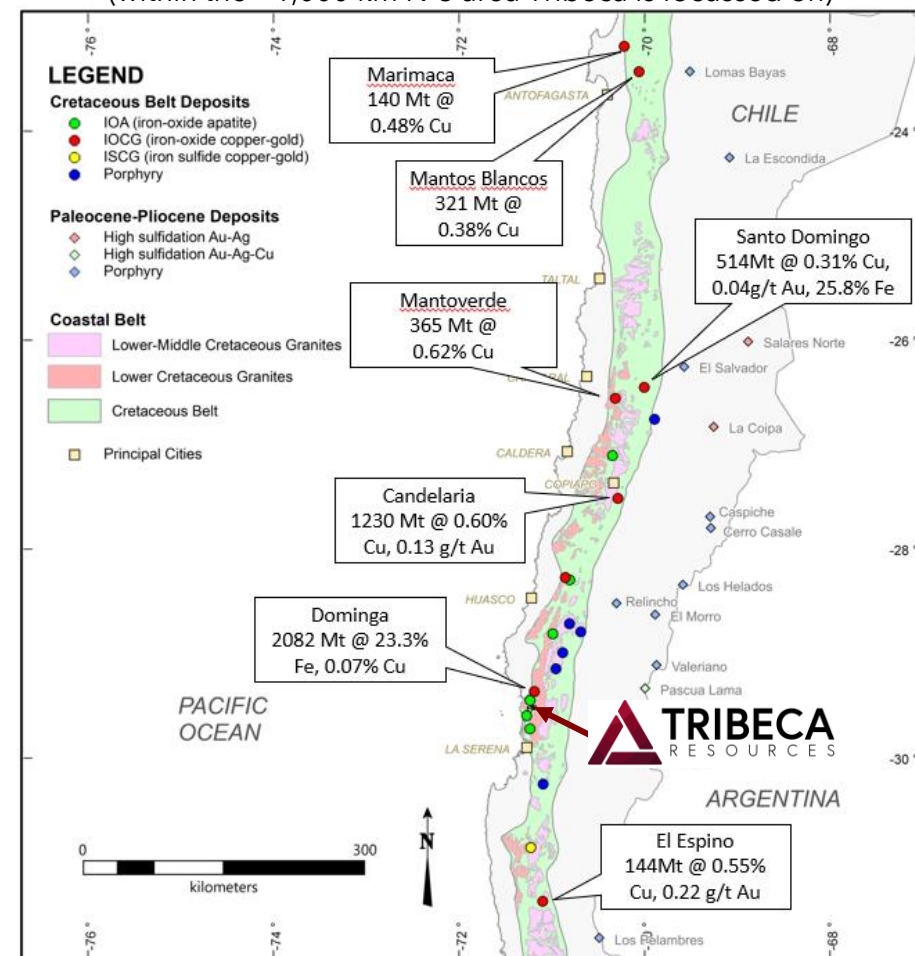
Chilean Coastal IOCG Belt is ripe for discovery

Key regional advantages 1) infrastructure-rich 2) low altitude 3) access to sea water
4) under-explored with historic focus on outcropping areas

Significant Chile/Peru Coastal IOCG Belt deposits contained copper equivalent* (Mt)



7 major Chilean Coastal IOCG Belt deposits (within the ~1,000 km N-S area Tribeca is focussed on)



* Copper and gold only; silver often present but not always reported; iron and cobalt (where present) are subject to separate beneficiation route, thus excluded
Source: company disclosures

Our strategy: science-led, portfolio driven exploration

Differentiated from the all-or-nothing, single asset, high G&A junior template

Seeking superior risk-adjusted returns by bringing a science-led approach to exploration & discovery in the Chilean Coastal IOCG belt

Portfolio Approach

Actively managed & balanced
Dynamic capital allocation; recycle capital
G&A expense efficiencies

Disciplined Growth

Coastal IOCG Belt consolidation
Overlooked and/or misunderstood properties
Long-dated options

Initial project: La Higuera

Step out from best historical holes
Outstanding early drill results
System size still open
Generate additional targets

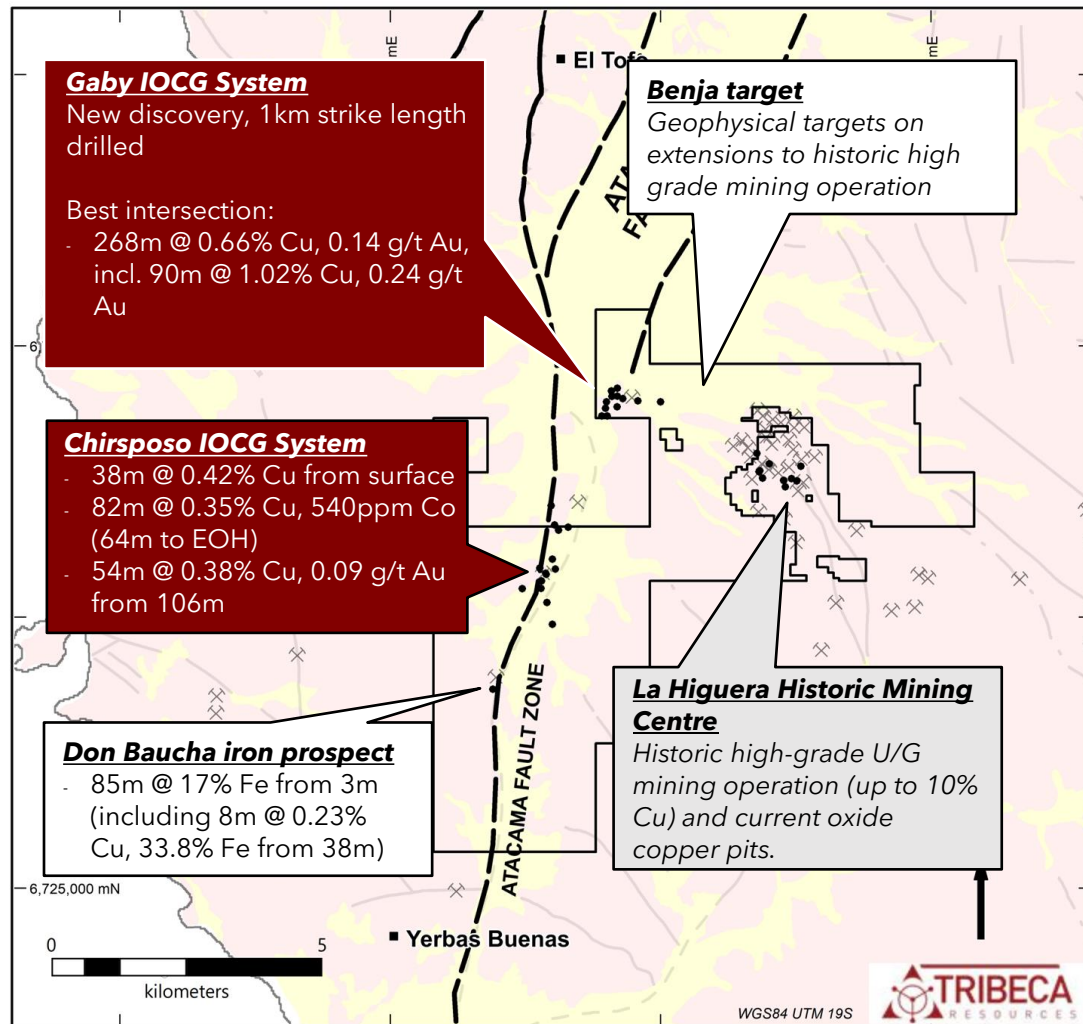


La Higuera
IOCG Project



TRIBECA
RESOURCES

La Higuera IOCG Project: Overview



Summary Geology

- Cenozoic Cover
- Outcrop

Initial drill targets

- Subsequent targets
- Third party

Legend

- drill hole
- mineral occurrence
- fault
- iron deposit

- Located 500km north of Santiago
- **Two drilled IOCG mineralized systems** (9,500m of drilling and metallurgical test work)
- **Numerous additional targets** defined by historic, magnetic and IP geophysical surveying
- 7km strike length of **Atacama Fault Zone**
- Concentrated **infrastructure** within 10km of project:
 - Main north-south transmission line
 - Pan American highway
 - Proposed port & desalination plant (Andes Iron)
 - High speed mobile communications coverage
 - Two existing industrial ports 40km to south

La Higuera IOCG project: Exploration programs



Drill testing of two targets under cover completed: Gaby and Chirsposo

Phase 1: Completed

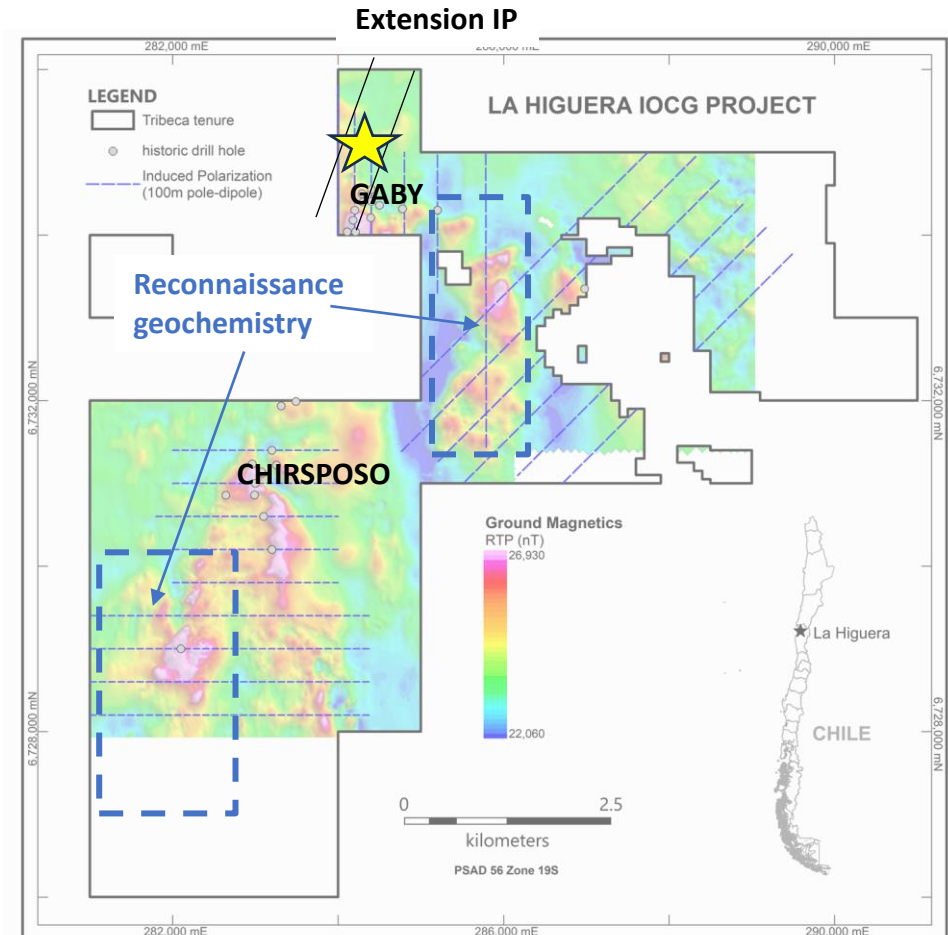
- ✓ Geophysics (gravity, ground magnetics)
- ✓ 2,750m RC and diamond Phase 1 drilling

Recent:

- ✓ Extension IP at northern Gaby area
- ✓ Reconnaissance surface soil geochemistry

Phase 2: Commencing Oct 2023

- 4000-5000m of drilling to follow-up the discovery at Gaby ± test additional targets



Gaby IOCG discovery

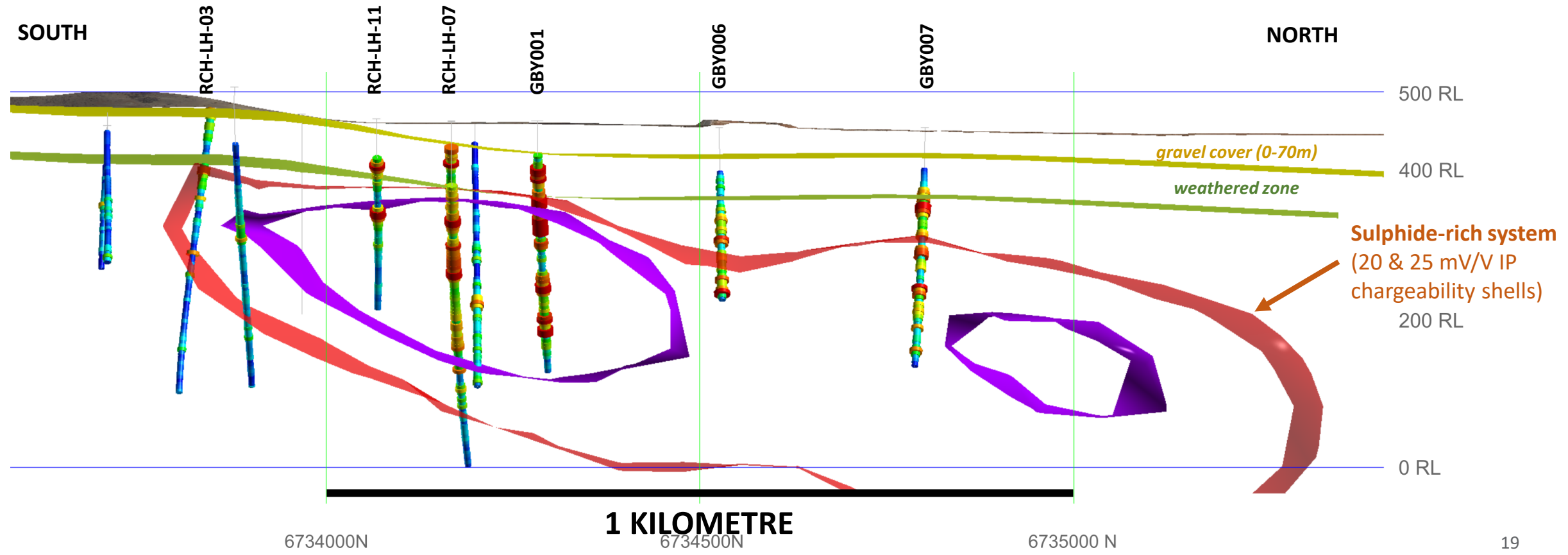
Step out from historical intersections to drill under cover

RCH-LH-07 - 285m @ 0.40% copper, 0.08 g/t gold *incl. 56m at 0.60% copper, 0.12 g/t gold (historic intersection)*

GBY001 - 268m at 0.66% copper, 0.14 g/t gold *incl. 90m at 1.02% copper and 0.23 g/t gold*

GBY006 - 186.7m @ 0.27% copper, 0.05 g/t gold (to EOH) *incl. 26m at 0.51% copper, 0.10 g/t gold*

GBY007 - 264m @ 0.31% copper, 0.06 g/t gold *incl. 44m @ 0.52% copper, 0.10 g/t gold*


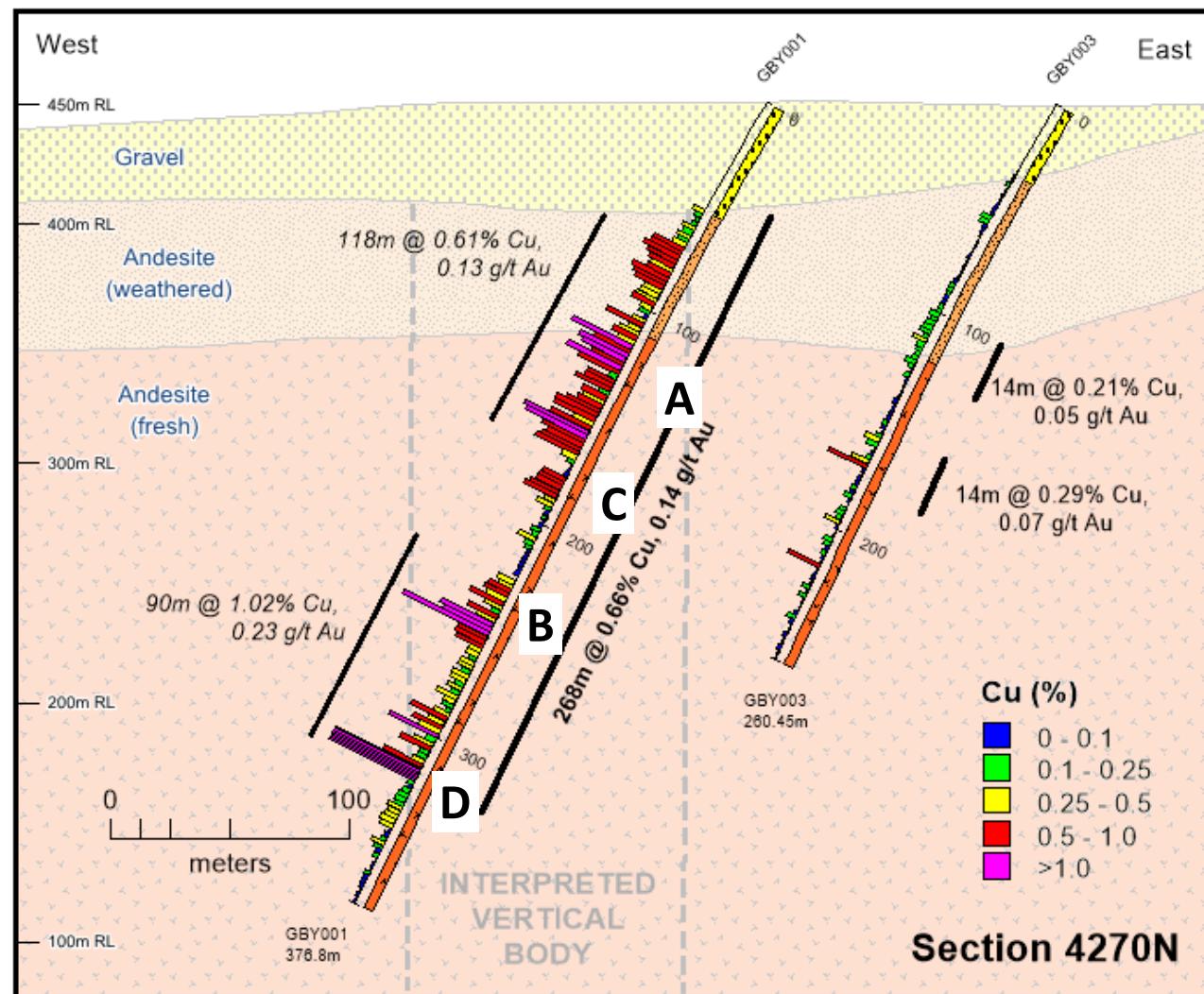


Gaby target - 2023 drill results

Drill holes GBY001-GBY003

GBY001 intersection:

268m at 0.66% copper and 0.14 g/t gold
incl. 90m at 1.02% copper and 0.23 g/t gold

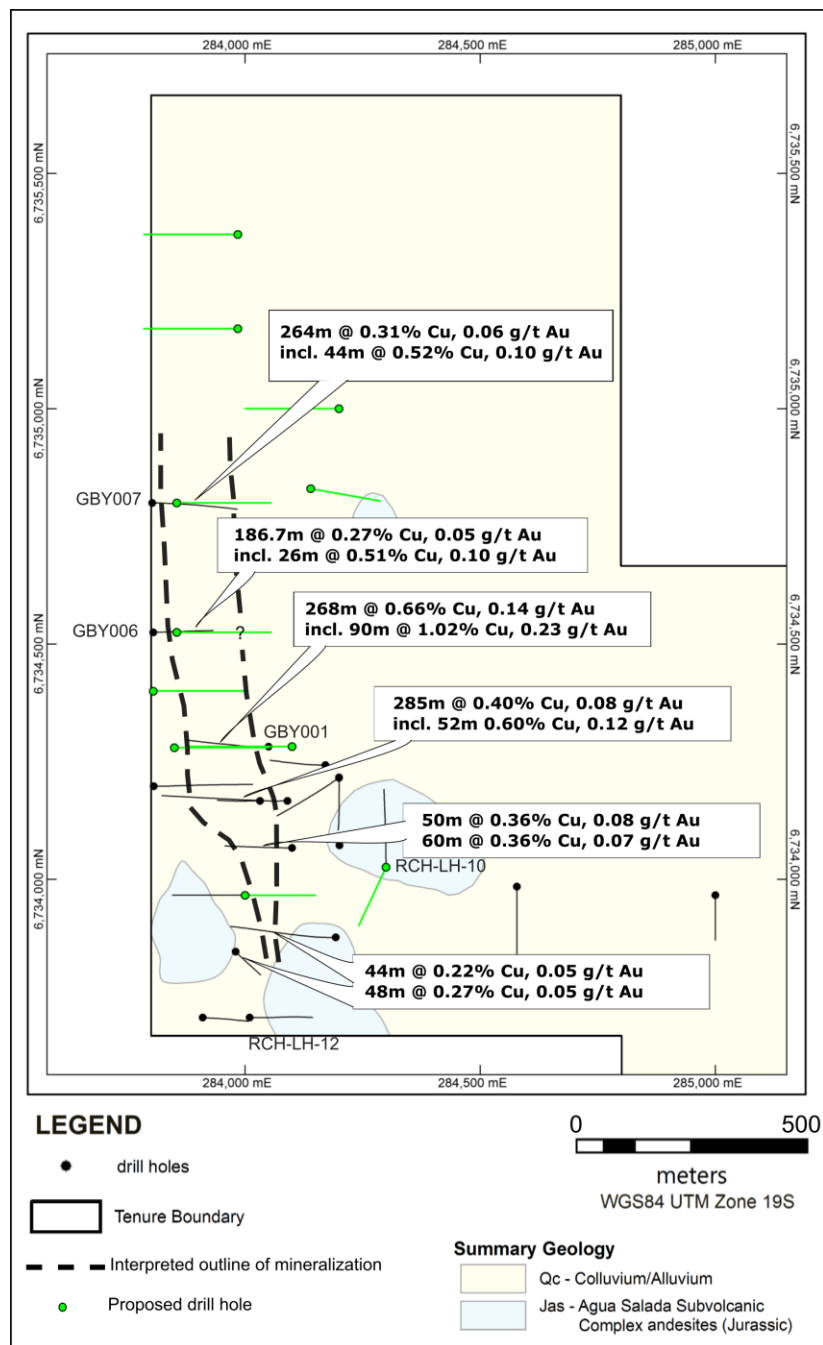


Phase 2 drill program

Gaby IOCG discovery

Phase 2 Drill Program

- Phase 1 drill program demonstrated that the system maintains an interpreted minimum 130m thickness over the northern 650m strike extent.
- Mineralized system remains clearly open to the north and with depth.
- Fully funded Phase 2 drill program of 4000m to:
 - constrain geometry of system
 - test an additional 600m northern strike extent, and
 - test additional geophysical targets
- Scheduled to commence in October 2023 and run through to January 2024



La Higuera Project Targets

Five targets in total (two drill-tested to date)

Gaby (19 holes for 6,310 metres drilled):

- Mineralized system clearly open to the north and with depth, additional geophysical targets

Benja (undrilled):

- Magnetic complex with coincident variable intensity chargeability anomalism. Mapping and surface geochemistry planned.

Chirposo (12 holes for 2,268 metres drilled):

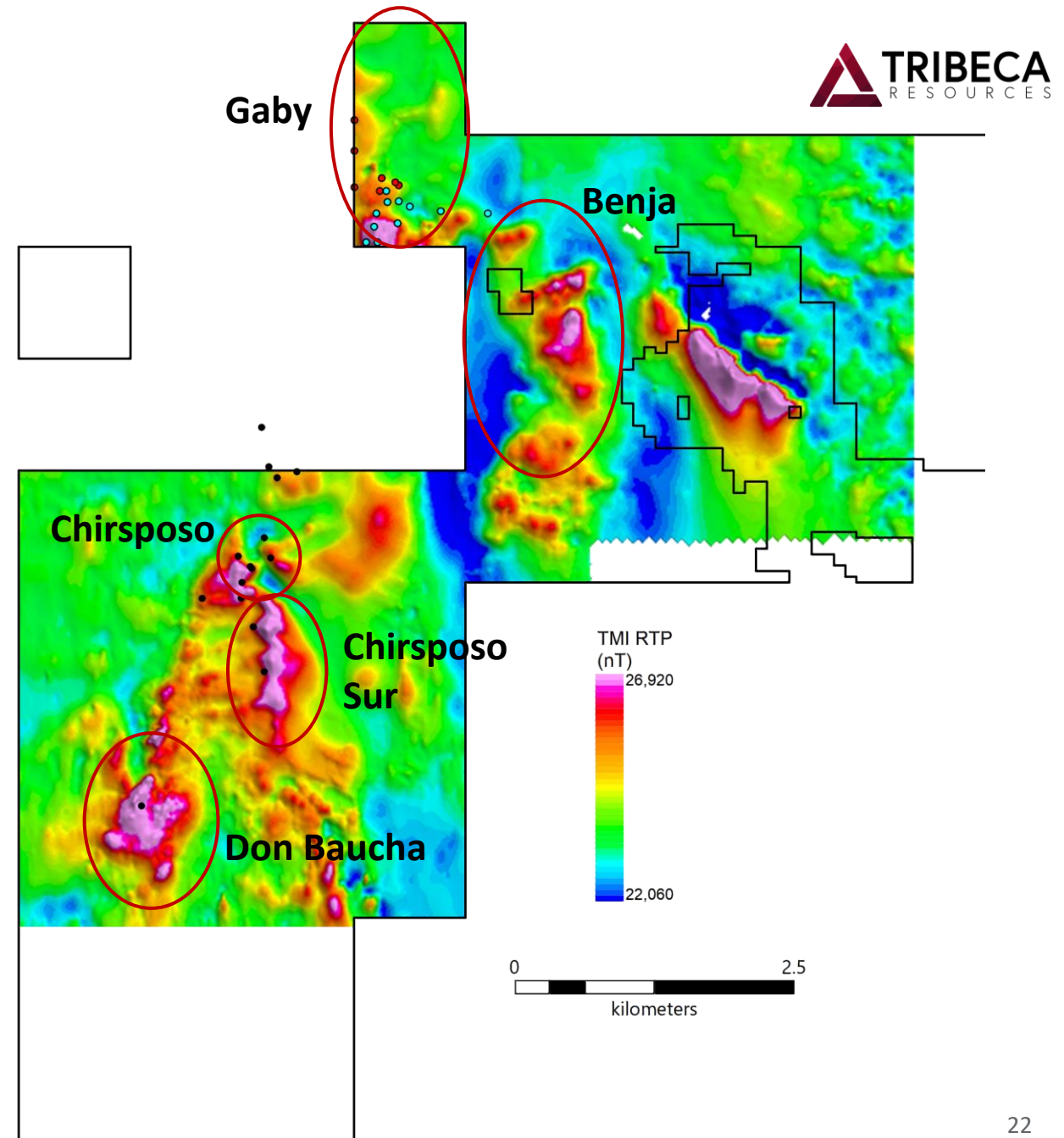
- Significant thicknesses of 0.2-0.4% Cu

Chirposo Sur (undrilled):

- String of magnetic anomalies along N-S structure, historic drilling on flanks yielded intermittent 0.1% Cu (maximum individual assay of 0.8% Cu)

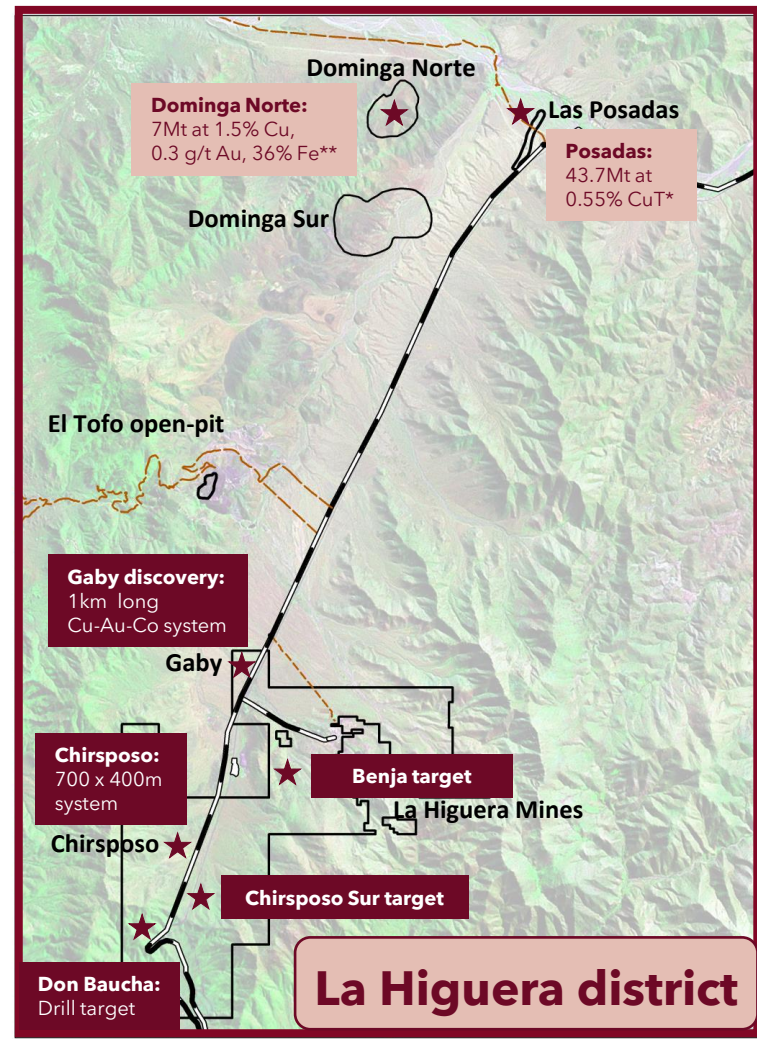
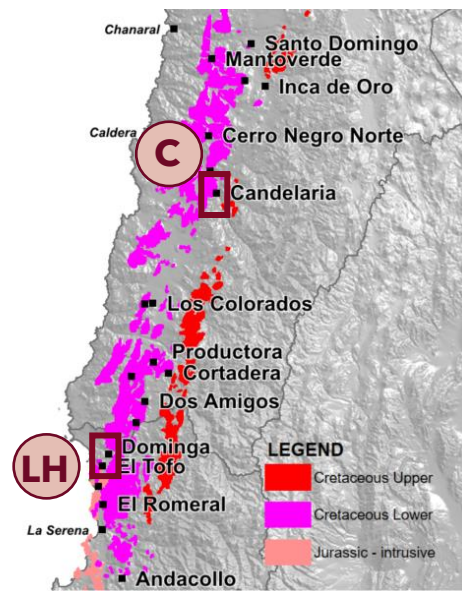
Don Baucha (1 hole):

- Large 1km diameter high intensity magnetic anomaly, known IOCG alteration, single vertical hole intersected 8m @ 0.23% Cu.



A foothold in an emerging IOCG district

The Chilean IOCG Belt hosts several districts with multiple deposits



Note: both district maps shown to same scale
¹ Estimate of cumulative past production and remaining reserves and Resources; Real et al. (2018)
 * 2012 NI 43-101 by Geovector (Armitage and Campbell). Weighted average grade of Indicated + Inferred Oxides and Sulphide at cut-off of 0.2% CuT
 ** Tamaya Resources (speculative estimate)















Investment case

Peer comparison: significant re-rating potential

Selected peers with copper and/or IOCG projects in South America

Company	Main Project	Country	Project stage	Deposit Type	Metals	Exchange	Mkt Cap. (US\$ MM)*	
Filo	Filo del Sol		PFS	Porphyry	Cu-Au-Ag	TSX	2,005	Post resource definition peers
Far West	Santo Domingo		PEA + exploration	IOCG	Cu-Fe-Co	ex TSX-V	713 ¹	
SolGold	Alpala		PEA	Porphyry	Cu & Au	LSE	543	
Pucobre	El Espino		BFS	IOCG	Cu & Au	Santiago	380 ²	
Avanco	Antas / Pedra Branca		Feasibility Study ²	IOCG	Cu & Au	ex ASX	323 ³	
Marimaca	Marimaca		PEA + exploration	IOCG	Cu	TSX	275	Exploration peers
ATEX	Valeriano		Mid stage exploration	Porphyry	Cu & Au	TSX-V	94	
Sunstone	El Palmar + Bramaderos		Early-stage exploration	Porphyry	Cu & Au	ASX	38	
TORQ	Margarita		Mid stage exploration	IOCG	Cu & Au	TSX-V	30	
Tribeca	La Higuera		Mid stage exploration	IOCG	Cu-Au-Co	TSX-V	13	

* Converted from local currency using USD:CAD = 1.3544, USD:AUD = 1.5555 and GBP:USD = 1.2439 (Source for market caps and FX rates: Bloomberg on 14/09/23)

¹ Transaction value when sold to Capstone Copper in April 2011. Company held other early-stage exploration assets.

² Transaction value RCF announced a framework agreement to acquire a 23.68% stake in El Espino, in return for contributing US\$90M to cover part of the initial capital expenditure.

³ Development stage and transaction value when sold to OZ Minerals in August 2018. Company held other assets.

Delivering next generation of IOCG mines in Chile



Copper dominant with gold and possible cobalt credits

Tribeca Investment proposition

Copper is
critical

The world needs more
copper

New approaches are
needed

Differentiated
strategy

Science-led team

Actively managed portfolio

Upside
potential

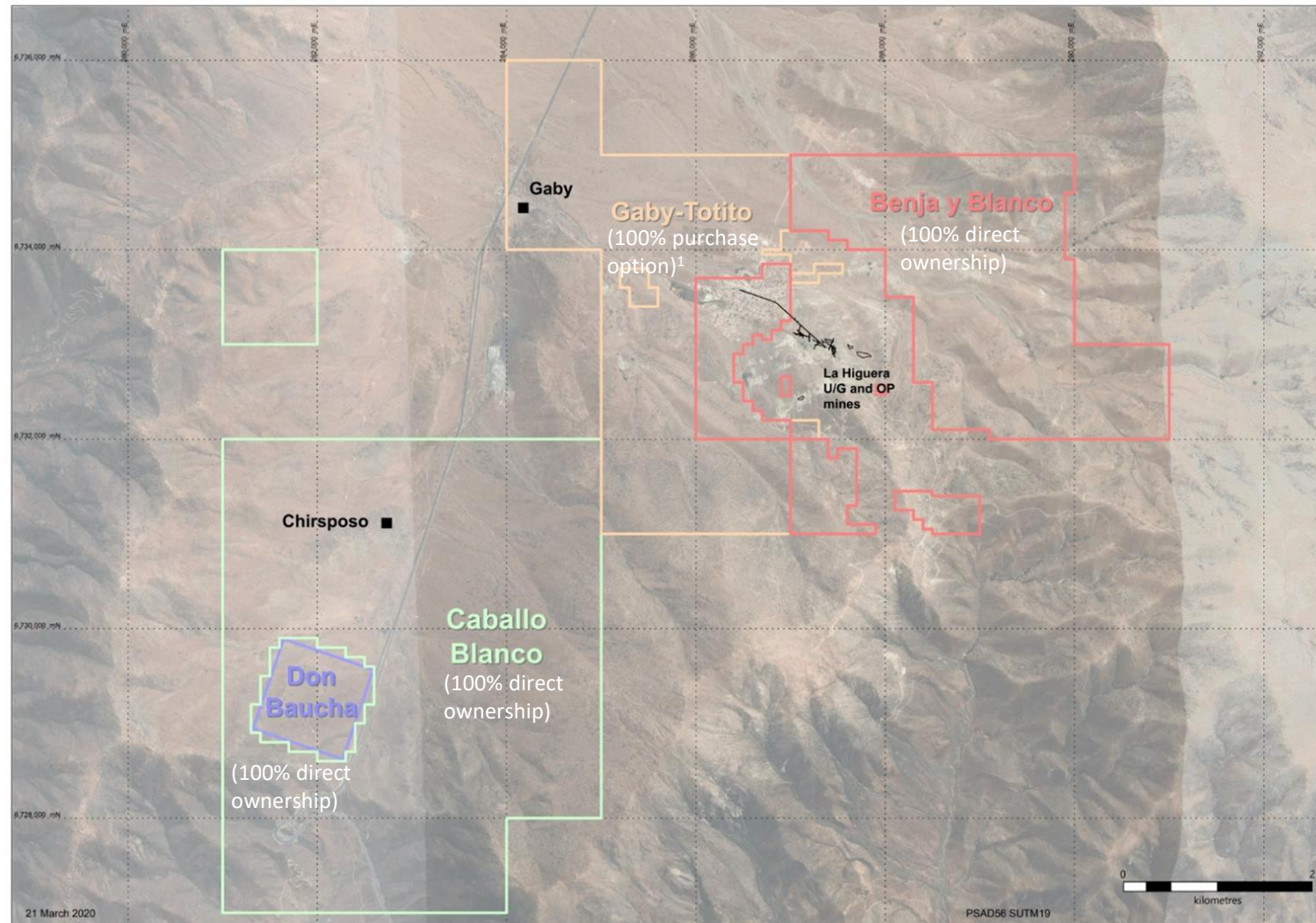
Large and growing
mineralized system at La
Higuera
Significant re-rating
potential



Appendices

La Higuera IOGC Project

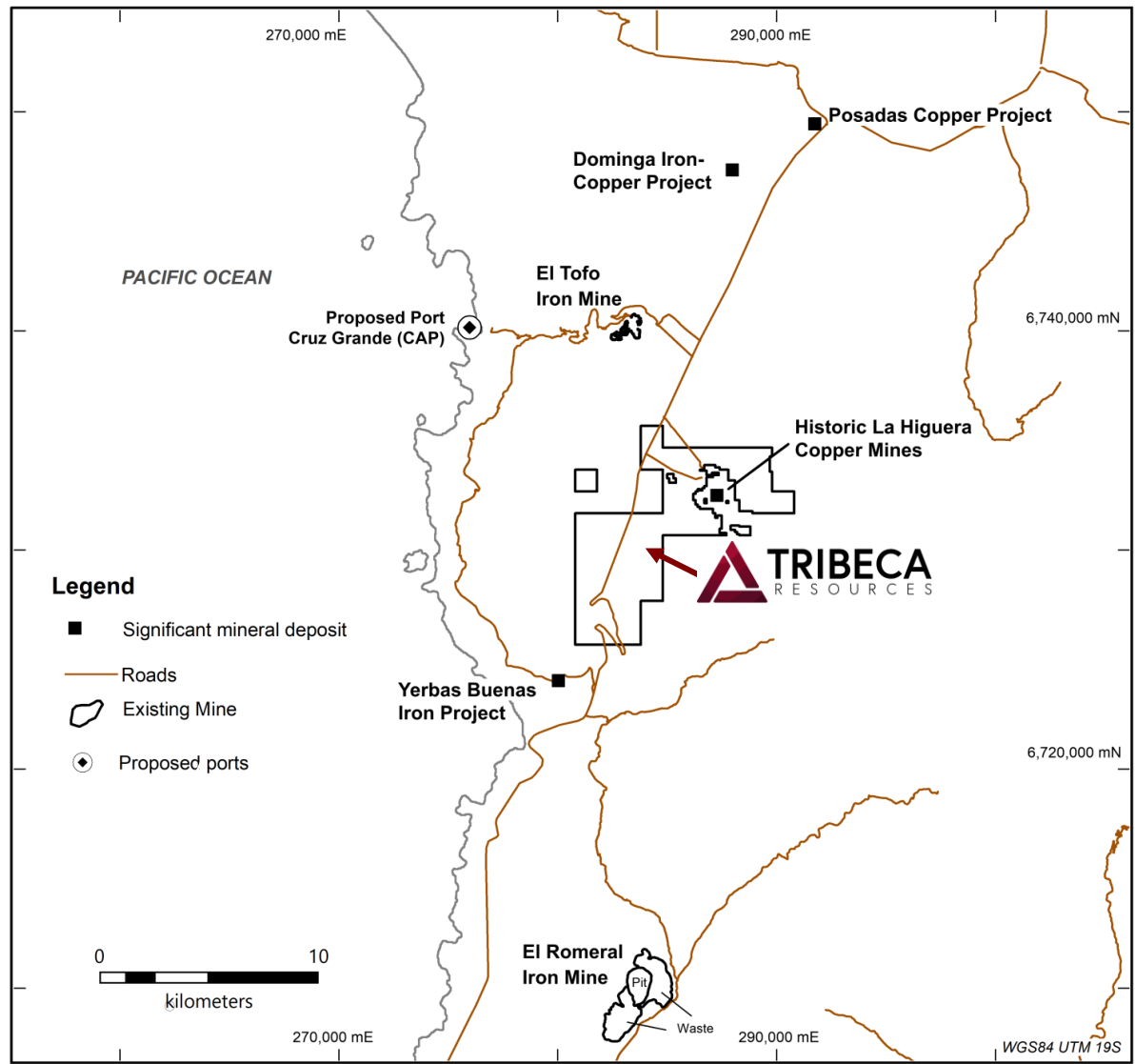
Mining concessions & underlying ownership



¹ US\$2million one-time payment due in March 2024. 5% Exploration Levy due on exploration work carried out during option period. 1% NSR royalty

The broader La Higuera district

Current and proposed infrastructure



Chirsposo target - 2023 drill results

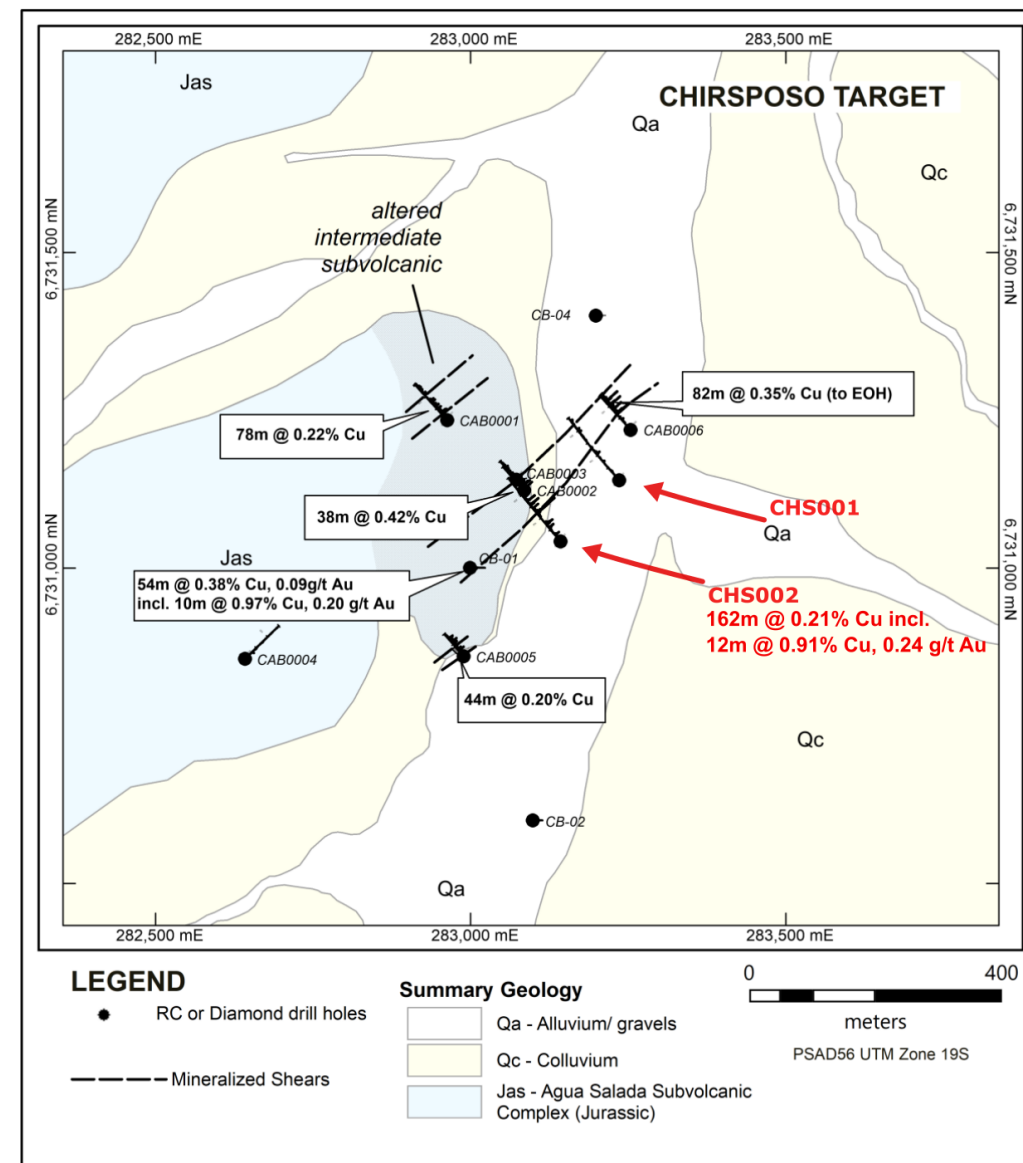

CHS001 and CHS002

CHS002

167m at 0.21% copper, including 12m @ 0.91% Cu, 0.24 g/t Au from 56m

Chirsposo represents a near surface copper-gold IOCG system with numerous shallow, thick, copper intersections

CHS002: 154-159m: 0.65% Cu, 0.25 g/t Au



Early-stage targets at Caballo Blanco

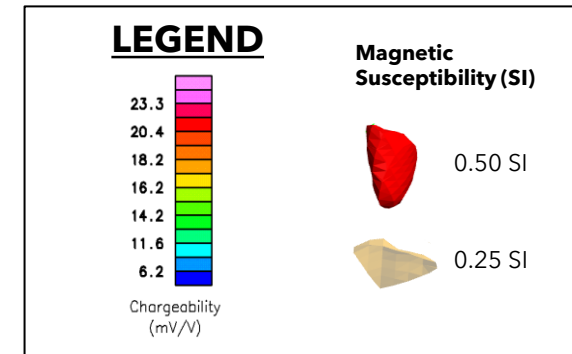
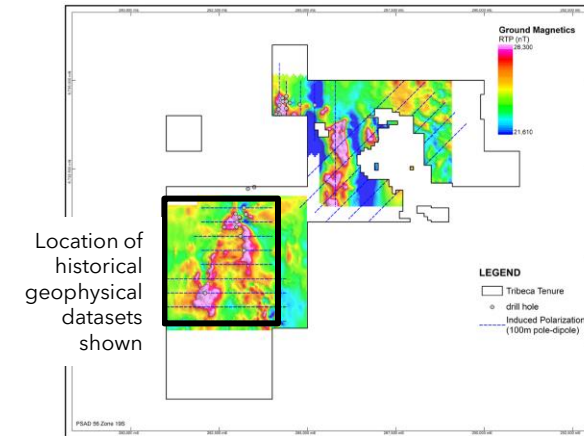
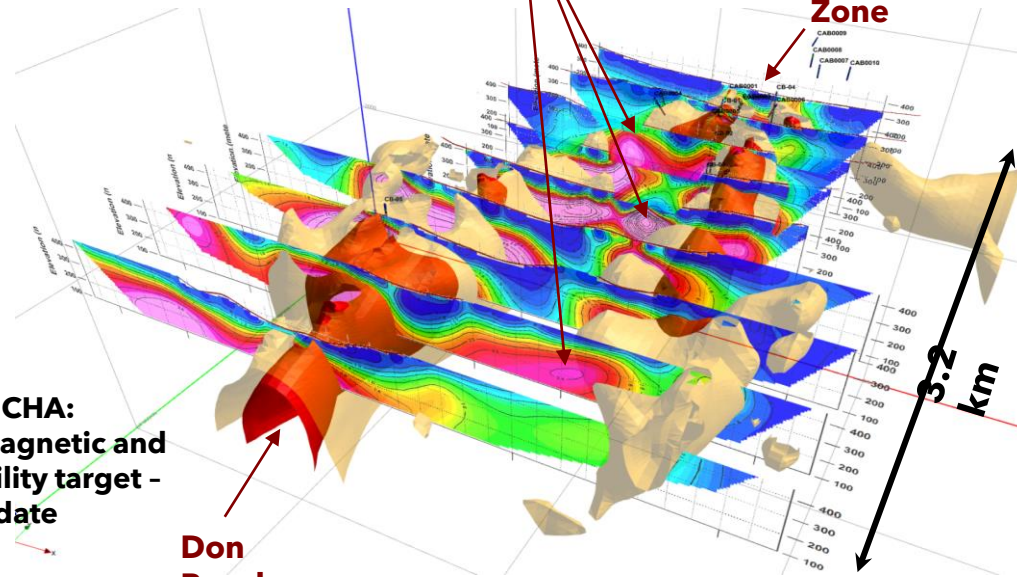
EARLY STAGE TARGETS: based on geophysical data

Additional geophysical targets

Chirposo Zone

DON BAUCHA: Intense magnetic and chargeability target - 1 hole to date

Don Baucha




Metallurgical test work

- Metallurgical test work (G&T Metallurgical Services Ltd, 2006) on two composites of drill core with copper head grades of 0.75% Cu and 0.1% Cu
- Work indicated a copper and gold recovery of 85% and 65%, respectively, at a P_{80} of 139 μ m, with recoveries improving to **90% and 75% at a P_{80} of 87 μ m**
- Magnetic separation test work on the rougher copper tailing at the fine grind **produced a 69.4% Fe concentrate**
- A pyrite concentrate was floated from the rougher copper tailing, which had **a 0.4% Co content with 50% recovery**

Composite	Mineral Composition %			
	Chalcopyrite	Pyrite	Magnetite	Gangue
LH-6	2.3	12.7	56	29.3
LH-9	0.3	8.3	53	39.9

Composite	Assays –Percent or g/t							
	Cu	Co	Mo	Fe	Au	Ag	S	CuOx
LH-6	0.75	0.082	0.007	49.3	0.17	7	8.60	0.021
LH-9	0.10	0.027	0.025	40.8	0.03	2	3.09	0.004



Drill results obtained at La Higuera IOCG Project



Recent and historical drill intersections reported

HoleID	From (m)	To (m)	Downhole Interval (m)	Cu (%)	Au (g/t)	Co (ppm)	CuEq (%)*
Gaby							
GBY001	52	320	268	0.66	0.14	330	0.74
GBY002	146	160	14	0.42	0.09	43	0.43
GBY003	158	172	14	0.29	0.07	106	0.32
GBY004	38	132	94	0.34	0.07	76	0.35
GBY005	270	290	20	0.42	0.09	320	0.48
GBY006	76	262.7	187	0.27	0.05	240	0.31
GBY007	88	352	264	0.31	0.06	142	0.33
RCH-LH-03	0	48	48	0.27	0.05	244	N/R
RCH-LH-03	66	124	58	0.27	0.08	182	N/R
RCH-LH-06	196	232	36	0.66	0.14	328	N/R
RCH-LH-06	264	300	36	0.46	0.11	304	N/R
RCH-LH-07	100*	385	285	0.40	0.08	259	N/R
RCH-LH-07	408.1	439.3	31	0.24	0.06	315	N/R
RCH-LH-09	196	240	44	0.22	0.05	122	N/R
RCH-LH-11	60	110	50	0.36	0.07	141	N/R
RCH-LH-11	136	196	60	0.36	0.07	248	N/R
Chirsposo							
CHS002	56	223	167	0.21	0.06	84	0.24
CAB0002	0	58	58	0.33	N/A	-	N/R
CAB0006	64	146	82	0.35	N/A	-	N/R
CB-01	122	176	54	0.38	0.09	-	N/R

Source: Tribeca Resources

* As reported in various news releases. Copper equivalent prices are calculated at prevailing spot metal prices at the time each news release is issued. "N/R" = not reported

Phase 2 drill program budget

Assumes 5,000 metres drilled and 6 months of G&A incurred

	US\$ '000	C\$ '000	Commentary
Field activities			
Geophysics	142	193	Regional aeromag, IP on additional targets, southern magnetics
Mapping, soil sampling & geology	68	92	Includes external consultant review
Drilling	1,710	2,326	Assumes 5,000 metres majority diamond drilling
Admin & permitting	330	449	Geological and operating team for drill program
Exploration Levy	113	153	5% levy on work undertaken at Gaby only
<i>Sub total</i>	<u>2,363</u>	<u>3,213</u>	
General & Administrative			
Management & Board Compensation	138	188	CEO & Pres C\$150k/yr; CFO C\$30k/yr, Directors C\$15k/yr
G&A Canada	79	107	Includes listing, accounting, IR, travel & conferences
G&A Chile	20	27	Admin, accounting, insurance, etc. (no license fees)
Business Development	15	20	Evaluations only
<i>Sub total</i>	<u>251</u>	<u>342</u>	
<hr/>			
TOTAL Phase 2 Exploration and 2H 2023 G&A	2,614	3,555	

Note: assumes USDCAD = 1.36

Key Global IOCG Terranes

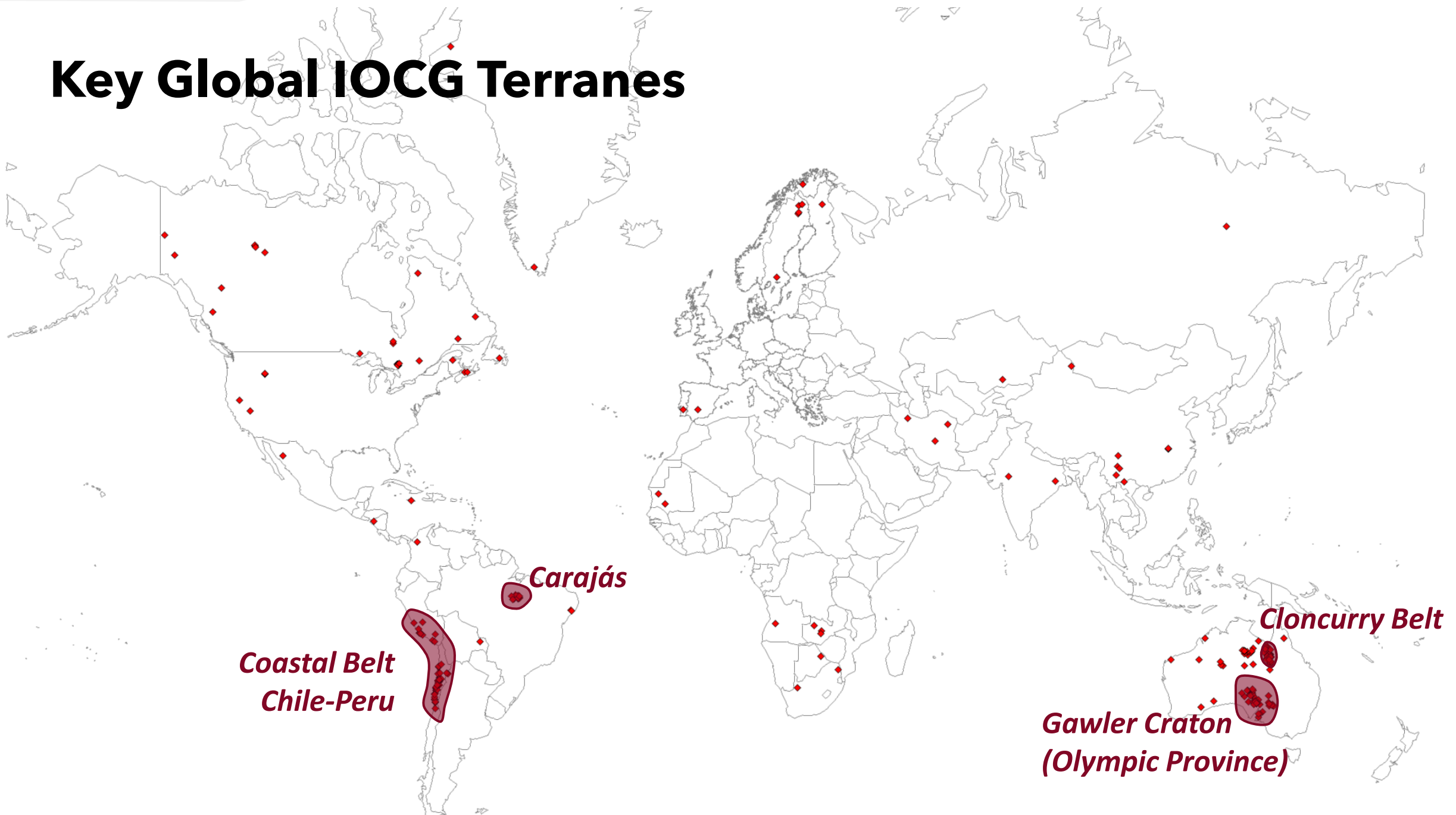


Photo Gallery



Statutory Rights of Action



The following summary of the statutory rights of action for damages or rescission will apply to a Canadian purchaser of securities in the event that this Presentation is deemed to be an offering memorandum pursuant to securities legislation in the applicable province or territory of Canada in connection with the sale of securities. In certain circumstances, purchasers resident in certain provinces of Canada are provided with a remedy for rescission or damages, or both, in addition to any other right they may have at law, where a presentation and any amendment to it contains a misrepresentation. Where used herein, “misrepresentation” means an untrue statement of a material fact or an omission to state a material fact that is required to be stated or that is necessary to make any statement not misleading in light of the circumstances in which it was made. These remedies, or notice with respect to these remedies, must be exercised or delivered, as the case may be, by the purchaser within the time limits prescribed by applicable securities legislation.

The following summary is subject to the express provisions of the applicable securities laws, regulations and rules, and reference is made thereto for the complete text of such provisions. Such provisions may contain limitations and statutory defenses not described hereon which the Company and other applicable parties may rely. Purchasers should refer to the applicable provisions of the securities legislation of their province for the particulars of these rights or consult with a legal adviser.

The following is a summary of rights of rescission or damages, or both, available to purchasers resident in the provinces of Ontario, New Brunswick, Nova Scotia and Saskatchewan. If there is a misrepresentation herein and you are a purchaser under securities legislation in Ontario, New Brunswick, Nova Scotia and Saskatchewan you have, without regard to whether you relied upon the misrepresentation, a statutory right of action for damages, or while still the owner of the securities, for rescission against the Company. This statutory right of action is subject to the following: (a) if you elect to exercise the right of action for rescission, you will have no right of action for damages against the Company; (b) except with respect to purchasers resident in Nova Scotia, no action shall be commenced to enforce a right of action for rescission after 180 days from the date of the transaction that gave rise to the cause of action; (c) no action shall be commenced to enforce a right of action for damages after the earlier of (i) 180 days (with respect to purchasers resident in Ontario) or one year (with respect to purchasers resident in Saskatchewan and New Brunswick) after you first had knowledge of the facts giving rise to the cause of action and (ii) three years (with respect to purchasers resident in Ontario) or six years (with respect to purchasers resident in Saskatchewan and New Brunswick) after the date of the transaction that gave rise to the cause of action; (d) with respect to purchasers resident in Nova Scotia, no action shall be commenced to enforce a right of action for rescission or damages after 120 days from the date on which payment for the securities was made by you; (e) the Company will not be liable if it proves that you purchased the securities with knowledge of the misrepresentation; (f) in the case of an action for damages, the Company will not be liable for all or any portion of the damages that it proves do not represent the depreciation in value of the securities as a result of the misrepresentations; (g) in no case will the amount recoverable in such action exceed the price at which the securities were sold to you; and (h) with respect to purchasers resident in Saskatchewan or Nova Scotia, the court may deny the right to recover a contribution where, in all the circumstances of the case, it is satisfied that to permit recovery of a contribution would not be just and equitable. The foregoing is a summary only and is subject to the express provisions of the Securities Act (Ontario), the Securities Act (New Brunswick), the Securities Act (Nova Scotia) and the Securities Act (Saskatchewan), and the rules, regulations and other instruments thereunder, and reference is made to the complete text of such provisions contained therein. Such provisions may contain limitations and statutory defenses on which the Company may rely.

In Manitoba, the Securities Act (Manitoba), in Newfoundland and Labrador, the Securities Act (Newfoundland and Labrador), in Prince Edward Island, the Securities Act (PEI), in Yukon, the Securities Act (Yukon), in Nunavut, the Securities Act (Nunavut) and in the Northwest Territories, the Securities Act (Northwest Territories) provide a statutory right of action for damages or rescission to purchasers resident in Manitoba, Newfoundland and Labrador, PEI, Yukon, Nunavut and Northwest Territories respectively, in circumstances where this document or an amendment hereto contains a misrepresentation, which rights are similar, but not identical, to the rights available to Ontario purchasers.

The statutory rights of action described above is in addition to and without derogation from any other right or remedy at law.



TSXV: **TRBC**



www.tribecaresources.com | admin@tribecaresources.com